

SNOWMAN PLAYDOUGH MATS

PRINT & LAMINATE THIS SHEET.
DECORATE WITH PLAYDOUGH TO
MAKE YOUR OWN SNOWMAN!

can you make...



A HAT



A SCARF




A CARROT NOSE



COAL EYES



BOOTS



BRANCH ARMS



BUTTONS



CHRISTMAS TREE PLAYDOUGH MATS

[PRINT & LAMINATE THIS SHEET.
USE PLAYDOUGH TO DECORATE
YOUR OWN CHRISTMAS TREE!]

can you make...



A STAR




ORNAMENTS



CANDY CANES



GARLAND/RIBBON



GINGERBREAD MAN PLAYDOUGH MATS

PRINT & LAMINATE THIS SHEET.
USE PLAYDOUGH TO DECORATE
YOUR OWN GINGERBREAD MAN!

can you
make...



SPRINKLES




ICING



GUMDROPS



CANDY



WREATH PLAYDOUGH MATS



PRINT & LAMINATE THIS SHEET.
USE PLAYDOUGH TO DECORATE
YOUR OWN CHRISTMAS WREATH!



BOWS

can you make:








ORNAMENTS

ORNAMENT PLAYDOUGH MATS



PRINT & LAMINATE THIS SHEET.
USE PLAYDOUGH TO DECORATE
YOUR OWN ORNAMENT!

can you make these designs?

- SQUIGGLY LINE 
- DOTTED LINE 
- SNOWFLAKE/STAR LINE 
- DASHED LINE 
- VERTICAL STRIPE LINE 

how to use the CHRISTMAS PLAYDOUGH MATS

THANK YOU FOR DOWNLOADING
THESE ADORABLE CHRISTMAS PLAYDOUGH MATS!

THESE WILL KEEP YOUR KIDS HAPPILY BUSY DURING THE CHRISTMAS SEASON
WHILE THEY DECORATE USING PLAYDOUGH + THEIR IMAGINATIONS!

THESE MATS COULDN'T BE SIMPLER TO PUT TOGETHER:

1. Download + Print.

ALL YOU NEED TO DO IS DOWNLOAD THE PDF FILES FROM MY BLOG, LIVECRAFTEAT.COM
(SEARCH = "CHRISTMAS PLAYDOUGH MATS"),
AND THEN PRINT THEM ON YOUR HOME PRINTER.
PRINTING ON WHITE CARDSTOCK IS RECOMMENDED, BUT NOT NECESSARY.

2. Laminate.

THIS IS OPTIONAL, BUT IF YOU'D LIKE THESE TO LAST LONGER THAN ONE USE,
LAMINATION WILL KEEP THEM LOOKING GREAT AFTER MULTIPLE USES!
NOT TO MENTION CLEAN UP WILL BE A BREEZE -
SIMPLY WIPE OFF THE EXTRA PLAYDOUGH WITH A DAMP CLOTH.

3. Buy or make your own playdough.

YOU CAN BUY PLAYDOUGH AT MANY STORES AND ONLINE, OR YOU CAN MAKE YOUR
OWN AT HOME WITH JUST A FEW SIMPLE INGREDIENTS. TO GET MY FAVORITE
NO-COOK PLAYDOUGH RECIPE, VISIT MY BLOG AT:

www.livecrafteat.com/live/the-best-homemade-playdough-recipe/

(IF YOU DON'T HAVE OR CAN'T MAKE PLAYDOUGH, YOU CAN USE DRY-ERASE MARKERS IN A PINCH ON LAMINATED MATS!)

4. Play!

PLEASE KEEP IN MIND THAT THESE ARE FOR PERSONAL USE ONLY. IF YOU KNOW OTHERS
WHO WOULD LIKE TO USE THEM, PLEASE SEND THEM TO MY BLOG!

THANKS FOR YOUR SUPPORT!
HAVE A VERY MERRY CHRISTMAS!

♡ KATIE